

# Precision Frameworks®

## Framed Mirror Solutions

# Easy Frame®

*Designed  
for mirrors that  
are already installed  
on a wall.*

**Before**



**After**



### **Precision Frameworks**

Easy Frame®, is a flat-backed molding that DOES NOT have a rabbet. Easy Frame® is designed for mirrors that are already installed on the wall and is basically a wooden framed version of a bevel strip. Easy Frame® can be used to cover up black edge that mirrors may have incurred over time, or if you simply want to improve the look of the mirror and turn it into a seemingly high quality framed mirror. Easy Frame® is installed with an industrial strength double-sided tape and adheres directly on to the face of the mirror.


office: 877.739.1169

fax: 770.979.0283

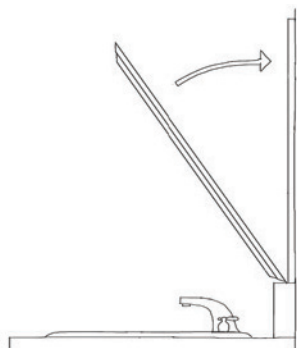
email: [sales@pfwks.com](mailto:sales@pfwks.com)

[www.PrecisionFrameworks.com](http://www.PrecisionFrameworks.com)


## Easy Frame® Easy Installation



After applying the speciality tape, test fit Easy Frame® to the mirror. Check for obstacles that will affect installation. As a safety measure, if the stability of the mirror is in question, place several offset metal mirror clips on the mirror into studs.



Clean the mirror with a 50-50 mixture of alcohol and water. Remove the backing from the tape. Be careful not to touch the tape to the mirror yet. Align Easy Frame® and gently press onto the mirror.



DO NOT APPLY FINAL PRESSURE to the frame yet. Inspect the alignment and if it is correct, apply direct pressure to Easy Frame®.

For more information, please contact your local Precision Frameworks Sales Rep, or contact us at:

office: 877.739.1169

fax: 770.979.0283

email: sales@pfwks.com

www.PrecisionFrameworks.com